

IMMUNIZATION DASHBOARD

DECEMBER 2014



IMMUNIZATION TECHNICAL SUPPORT UNIT

CHILD HEALTH & IMMUNIZATION DIVISION | MINISTRY OF HEALTH & FAMILY WELFARE | GOVERNMENT OF INDIA

Data source :



Note :

Immunization Technical Support Unit (ITSU) is strategic arm of Ministry of Health and Family Welfare (MoHFW) that works towards strengthening of Universal Immunization Program (UIP).

Program Operation & Monitoring (PO & M) division of ITSU reviews the reported data on Child Immunization (service delivery) that captured in Health Management Information System (HMIS) and Mother and Child Tracking System (MCTS). PO & M division of ITSU develops immunization dashboards and provide state specific feedback on monthly basis by analyzing the data. Dashboards provides state wise performance on various immunization component (timeliness, coverage, AEFI, training, VPD cases, etc.) and concurrent feedback regarding reported Immunization data to MoHFW, partner organizations and immunization program managers at state level. Additionally these dashboards collate data provided by WHO-NPSP (World Health Organisation – National Polio Surveillance Project) and NCCVMRC- NIHFW (National Cold Chain & Vaccine Management Resource Center – National Institute of Health & Family Welfare) related to concurrent monitoring and Immunization trainings.

The PO&M division adheres to the fixed timeline (after 20th of every month) for reviewing the immunization data uploaded onto the HMIS, and MCTS portals. As per the HMIS guidelines, it's mandatory for all the states to upload monthly data of the preceding month on or before the 20th of each month. Thus 20th is considered the threshold for ensuring timely reporting within the HMIS. On a monthly basis, a group of states receives detailed feedback on Immunization coverage and data quality issues. The following table explains the framework for categorization of states and union territories that the PO&M division at ITSU follows for providing the feedback.

This feedback cycle is repeated on quarterly basis :

First month	:	Assam, Bihar, Chhattisgarh, Jharkhand, Madhya Pradesh, Odisha, Rajasthan, Uttar Pradesh & Uttarakhand.
Second Month	:	Andhra Pradesh, Arunachal Pradesh, Delhi, Haryana, Gujarat, Jammu & Kashmir, Manipur, Meghalaya, Mizoram, Nagaland, Tripura and West Bengal.
Third Month	:	Andaman & Nicobar Island, Chandigarh, Dadra & Nagar Haveli, Daman & Diu, Goa, Himachal Pradesh, Karnataka, Kerala, Lakshadweep, Maharashtra, Puducherry, Punjab, Sikkim and Tamil Nadu.

Immunization dashboards aim to improve quality and use of reported data on immunization for concrete programmatic action for addressing the challenges in strengthening UIP.

Your suggestions for improving these dashboards are always welcome and encouraged.



KEY FACTS

HMIS IMMUNIZATION DATA FOR OCTOBER 2014

HMIS Portal as on 24 November 2014

0 – 11 Months Vaccination

Till October 2014, the nation's full immunization coverage (FIC) was 49.9% against the expected figure of 58.3% for 7 months. The national coverage for BCG, DPT3, Penta3, MCV1, JE1 were 51.3%, 49.0%, 49.8%, 50.4% and 32.2% respectively.

- States / UTs that reported FIC more than the expected 58.3% are Telengana (70.9%), Mizoram (61.0%) and Punjab (60.0%); Arunachal Pradesh reported 34.9% coverage, which was the lowest in the country.
- States / UTs that have reported BCG coverage more than the expected 58.3% are Puducherry (103.8%), Chandigarh (88.2%), Mizoram (77.2%), Meghalaya (71.3%), Manipur (67.4%), Punjab (60.1%), West Bengal (60.1%) and Telengana (59.5%) while Lakshadweep (36.1%) and Daman & Diu (39.5%) are the two lowest reporting states / UTs.
- States / UTs that have reported DPT3/Penta3 coverage more than the expected 58.3% are Mizoram (66.6%), Meghalaya (64.2%), Manipur (63.6%), and Tripura (59.9%) while Puducherry reported only 35.3% Penta3 coverage and Arunachal Pradesh reported 35.5% DPT3 coverage. Andhra Pradesh, Bihar, Chandigarh, Maharashtra and Sikkim reported data related to pentavalent though these states are not giving pentavalent vaccine as per state UIP schedule.
- Most JE-endemics states / UTs reported very low coverage of JE-1st dose, such as Kerala (6.0%), Jharkhand (6.0%), Telengana (6.4%), Arunachal Pradesh (13.2%), Andhra Pradesh (16.9%), Manipur (26.2%), Maharashtra (27.7%), Uttar Pradesh (29.5%), Assam (36.6%), Nagaland (40.3%) and West Bengal (41.9%) against 58.3%.
- States / UTs that reported MCV1 coverage more than the expected (58.3%) coverage were Lakshadweep (65.3%), Mizoram (62.3%), Delhi (61.9%), Punjab (60.7%), Meghalaya (60.6%), Tripura (60.3%), Goa (60.2%), Telengana (59.5%), Manipur (59.4%) and West Bengal (59.2%), and Arunachal Pradesh reported lowest MCV1 coverage (37.1%).

Hep B birth dose is given within 24 hours of birth and is mandatory for all institutional deliveries; however, in only 64.4% of institutional deliveries Hep B birth dose is given in the country. Andhra Pradesh reported more than 131.8% coverage while Manipur (27.3%), Kerala (34.0%) and Mizoram (35.1%) are three lowest reporting states / UTs.

12– 23 Months Vaccination

- ▶ Till October 2014, the national coverage for MCV2 was only 32.0% against the expected 58.3%, while the coverage for DPT booster and JE second dose (in JE-endemic districts) for the same period was 42.1%, and 52.9% respectively.
- ▶ Kerala reported 1.2% coverage for MCV2 and Arunachal Pradesh reported the lowest DPT booster coverage at 25.8%. Jharkhand reported lowest (3.2%) JE 2nd dose coverage from JE-endemic districts. Kerala over reported the JE 2nd dose coverage (1396.1%).

Drop-out Rate (DPT1/Penta1 – DPT3/Penta3)

- ▶ Till October 2014, the national drop-out rate for DPT1/Penta1 – DPT3/Penta3 was -2.7%. In states/ UTs using Pentavalent, drop-out rate between the first and the third dose is 3.0% whereas this rate in states/ UTs using DPT is 1.8%. Negative drop out means that the reported DPT3/Penta3 coverage is higher than the DPT1/Penta1 coverage.
- ▶ States / UTs that reported negative drop-out are Andhra Pradesh, Bihar, D & N Haveli, Daman & Diu, Goa, Himachal Pradesh, Lakshadweep, Odisha, Punjab, Telengana and West Bengal.

Other feedback

The country continues to be polio free for more than three years; however, the HMIS data pertaining to polio case reporting remains an issue and needs immediate attention at all levels. In India 588 polio cases (568 from Gujarat, 15 from Rajasthan, 4 from Uttarakhand and 1 from Nagaland) were reported till October 2014 in HMIS data.

WHO-NPSP CONCURRENT MONITORING DATA

Till October 2014

- ▶ Lowest percentage of children fully immunized: Punjab (55.1%).
- ▶ State with high percentage of planned immunization sessions not held: Haryana (11.9%).
- ▶ State with high percentage of immunization sessions where due list was not available: Punjab (46.5%) and Uttarakhand (45.3%).
- ▶ State with high percentage of immunization sessions where all vaccines were not available: Tamil Nadu (79.8%), Kerala (56.4%) and Rajasthan (53.7%).

MCTS PORTAL DATA FOR YEAR 2014-15

As on 29th October 2014

- ▶ Only 57.5% of data entry for infant was done for the year 2014–15 on pro-rata basis at MCTS portal as on 24th November 2014, with lowest 29.9% being in Arunachal Pradesh.
- ▶ Percentage of villages not mapped with any facility at MCTS portal: Total of 38.23% villages were not mapped in India. Rajasthan (100.0%) and Puducherry (97.6%) have the highest percentage of villages not mapped at MCTS portal.
- ▶ All-India coverage for FIC is just 1.1%. Only Rajasthan, Karnataka, Chhattisgarh and Tamil Nadu reported more than 1% coverage.
- ▶ Antigen-wise all-India coverage against registered children in 2014–15:
 - Hep B birth dose: 38.56% (Assam, Meghalaya, Gujarat, Manipur, Chhattisgarh and Uttar Pradesh reported less than 20% coverage)
 - BCG: 69.75% (Bihar, Assam, Rajasthan and Uttar Pradesh reported less than 60%).
 - DPT3: 15.45% (Haryana, Goa, Gujarat, Kerala, Puducherry, J&K and Delhi less than 1% coverage)
 - Measles 1st dose coverage is just 1.25%. Only Rajasthan, Tamil Nadu, Chhattisgarh and Karnataka reported more than 1% coverage.

IMMUNIZATION TRAINING DATA

From NIHFV till October 2014

Only 56% of health staff are trained for routine immunization in India, with the lowest in Himachal Pradesh (7.0%) and West Bengal (6.0%).


DASHBOARDS

December 2014

[Executive Dashboard](#) 

[HMIS Dashboard](#) 

[MCTS Dashboard](#) 



OFFICE OF CHILD HEALTH & IMMUNIZATION, MOHFW, NEW DELHI

ROUTINE IMMUNIZATION DASHBOARD

MONTH DECEMBER, YEAR 2014-15



Sr. No	State, UT and % FULLY IMMUNIZED EVALUATED COVERAGE*	Total Estimated Children "NOT FULLY IMMUNIZED"*** (In Lakhs)	No. of Planned Sessions "NOT HELD" (HMIS - Cumulative Oct-14)	Concurrent Monitoring Data #					HMIS - Cumulative Oct 14					% of Health Staff Trained###		
				No. of Sessions Monitored	Field monitoring % Session "NOT HELD"	Field monitoring % Due List "NOT AVAILABLE"	% Sessions where All Vaccine were "NOT AVAILABLE"	Field monitoring % "FULLY IMMUNIZED"	% Coverage (Expected for 7 months-58.3%)			Measles cases Reported				
									BCG	Fully Immunized***	MCV2		JE##			
											1st Dose	2nd Dose				
	India	64.5	94.6	207924						51.3	49.9	32.0	32.2	52.9	48635	56
1	Nagaland	27.8	0.2	570						52.4	38.0	28.2	40.3	45.7	106	254
2	Tripura	48.0	0.3	629						57.8	53.6	36.8	NA	NA	491	135
3	Meghalaya	48.9	0.4	7579						71.3	57.8	41.5	NA	NA	378	25
4	Arunachal Pradesh	49.2	0.1	586						46.2	34.9	16.1	13.2	11.4	188	61
5	Haryana	52.1	2.7	4953	4541	12.0	30.5	15.7	69.9	55.0	48.8	45.7	54.3	48.4	108	109
6	Uttar Pradesh	52.7	26.4	57173	69845	6.8	13.7	28.1	61.1	48.7	48.9	23.2	29.5	38.2	16790	11
7	Telangana	53.4	3.2	4558						59.5	70.9	19.0	6.4	17.6	900	
8	Manipur	54.1	0.2	1474						67.4	56.2	34.7	26.2	21.5	81	31
9	Tamil Nadu	56.2	5.1	9729	130	0.8	8.5	79.8	76.6	51.0	49.5	48.7	52.7	52.6	53	20
10	Gujarat	56.6	5.7	5343	221	1.8	25.0	31.3	71.6	55.3	53.0	41.5	NA	NA	3420	70
11	Andhra Pradesh	59.9	3.4	3025						48.8	48.7	20.9	16.9	24.6	1985	107
12	Himachal Pradesh	63.0	0.4	232						55.0	57.5	51.3	NA	NA	28	6
13	Assam	64.4	2.5	6255						50.2	47.5	38.2	36.6	32.4	1935	77
14	Puducherry	66.0	0.1	137						103.8	40.6	34.2	NA	NA	91	19
15	Maharashtra	66.2	6.5	5684	1046	5.3	41.8	45.6	54.6	57.6	58.0	44.1	27.7	28.1	1568	87
16	Madhya Pradesh	66.4	6.6	13129	392	7.4	35.7	53.4	72.8	41.0	42.6	25.7	NA	NA	1505	66
17	Jammu & Kashmir	66.6	0.8	5213						54.1	54.2	39.6	NA	NA	730	35
18	Punjab	68.4	1.4	2184	259	5.0	46.5	20.7	55.1	60.1	60.0	53.2	NA	NA	8	122
19	Odisha	68.8	2.6	922	175	2.3	31.6	24.0	83.9	51.2	48.5	42.9	NA	NA	514	102
20	Bihar	69.9	9.1	13541	6476	4.5	19.4	33.6	74.7	48.4	45.0	30.7	49.7	44.5	1852	25
21	Jharkhand	69.9	2.6	14383	3070	10.4	25.0	37.3	74.3	51.8	45.1	34.0	6.0	3.2	1093	81
22	Mizoram	71.2	0.1	182						77.2	61.0	56.5	NA	NA	135	31
23	A&N Islands	71.3	0.0	158						45.7	41.0	16.7	NA	NA	15	77
24	D&N Haveli	71.3	0.0	20						44.0	41.1	34.4	NA	NA	48	14
25	Daman & Diu	71.3	0.0	0						39.5	47.2	38.7	NA	NA	12	77
26	Lakshadweep	71.3	0.0	27						36.1	51.7	33.7	NA	NA	0	24
27	Delhi	71.5	0.9	2350	359	1.9	39.6	21.0	58.3	54.1	56.0	26.1	NA	NA	858	40
28	Rajasthan	74.2	4.7	14228	727	5.1	21.5	53.8	72.2	47.7	44.8	11.7	NA	NA	402	40
29	Chhattisgarh	74.9	1.6	7889						48.3	47.4	38.7	NA	NA	724	18
30	Karnataka	77.6	2.6	12097	1721	4.5	40.5	32.1	67.3	58.2	53.7	42.0	47.1	41.8	1801	96
31	West Bengal	79.5	3.1	7141	1627	1.4	40.5	16.7	81.3	60.1	56.9	50.0	41.9	36.1	10008	6
32	Uttarakhand	79.6	0.4	6150	1183	8.4	45.4	39.1	77.6	56.1	53.6	45.5	57.0	46.5	342	89
33	Kerala	82.5	0.9	183	117	0.0	36.3	56.4		43.5	45.2	1.2	6.0	1396.1	383	103
34	Sikkim	85.2	0.0	45						42.8	45.2	40.2	NA	NA	20	76
35	Chandigarh	85.8	0.0	155						88.2	56.8	45.4	NA	NA	40	52
36	Goa	89.1	0.0	0						51.8	51.6	61.4	50.3	52.2	23	79

Color and coverage criteria : Red - <60%, Yellow - >60% and <70%, Light Green - >70% and <80% and >80% - Green

* Include AHS 2013 data(9 High Focus States), CES 2009 (Gujarat, Delhi, J & K, Nagaland, D & N H, A & N I, D & D and Lakshadweep) and DLHS 4 data for rest of the states

** For AHS states Immunization Coverage, Birth Rate and Infant Mortality Rate taken from Annual Health Survey and for rest of the state all these indicators taken from SRS Dec 11. For population Census 2011 data has been taken

***-Percentage of children aged between 9 and 11 months who have been fully immunised (BCG+DPT123+OPV123+Measles)

Source is NPSP Monitoring Data cumulative data Oct 2014

Coverage of JE are calculated for the states and districts who introduced JE in RI

###Source of training data - NIHFWR Training Division - Oct -14

NR- No Report, NA- Not Applicable

■ Data for Telangana is jointly reported under Andhra Pradesh

HMIS Data as on - 24.11.2014



Prepared by ITSU-MoHFW

OFFICE OF CHILD HEALTH & IMMUNIZATION, MOHFW, NEW DELHI

MONTHLY PROGRAM MONITORING (HMIS) - ROUTINE IMMUNIZATION PROGRAM

MONTH DECEMBER, YEAR 2014-15



S. No	State/UT	Estimated Population of Infants 2014-15 (in lakhs)	Detailed HMIS Data (Cumulative till October- 2014)																	
			HepB0-Coverage against Institutional Delivery	Coverage for Immunization in % (against Total Estimated Population)											Drop Out DPT1-DPT3 Penta1-Penta3	No. of Planned Sessions NOT HELD	Number of Cases of Childhood Diseases Reported			
				Expected Annualized Coverage - 58.3 % - Till October 2014													Diphtheria	Pertusis	Tetanus Neonataram	Measles
				BCG	DPT1	Penta1	DPT3	Penta3	HepB-3	MCV 1	MCV 2 *	Fully Immunized**	DPT Booster							
A	B.1	B.2	B.3	B.4	B.5	B.6	B.7	B.8	B.9	B.10	B.11	B.12	C	D.1	D.2	D.3	D.5			
	India	260.91	64.5	51.3	49.9	51.4	49.0	49.8	38.7	50.4	32.0	49.9	42.1	2.7	207924	5802	3650	3355	48635	
1	A&N Islands	0.06	59.7	45.7	44.9	-	44.6	-	44.6	42.5	16.7	41.0	39.6	0.7	158	0	0	0	15	
2	Andhra Pradesh	8.53	131.8	48.8	44.8	0.2	45.9	0.2	45.9	46.7	20.9	48.7	40.3	-2.5	3025	721	2669	2663	1985	
3	Arunachal Pradesh	0.27	52.7	46.2	41.5	0.0	35.5	0.0	34.8	37.1	16.1	34.9	25.8	14.5	586	10	0	0	188	
4	Assam	6.92	36.1	50.2	50.2	0.0	49.5	0.0	47.4	48.1	38.2	47.5	41.8	1.4	6255	0	0	3	1935	
5	Bihar	28.84	87.2	48.4	45.6	0.0	47.4	0.1	47.3	46.2	30.7	45.0	35.6	-4.0	13541	229	233	333	1852	
6	Chandigarh	0.18	81.7	88.2	49.6	12.9	47.9	8.8	48.0	57.4	45.4	56.8	49.8	3.4	155	11	1	0	40	
7	Chhattisgarh	6.24	70.8	48.3	48.0	0.0	47.0	0.0	46.7	48.0	38.7	47.4	44.0	2.1	7889	3	3	0	724	
8	D&N Haveli	0.10	81.0	44.0	39.4	0.0	41.9	0.0	41.7	41.8	34.4	41.1	39.4	-6.5	20	0	0	0	48	
9	Daman & Diu	0.05	70.4	39.5	39.1	0.0	39.6	0.0	39.3	47.4	38.7	47.2	40.7	-1.4	0	0	3	0	12	
10	Delhi	3.13	86.0	54.1	7.6	42.1	9.6	35.6	9.0	61.9	26.1	56.0	46.0	15.5	2350	8	1	5	858	
11	Goa	0.21	59.9	51.8	1.1	52.1	1.1	53.2	1.0	60.2	61.4	51.6	63.5	-2.0	0	1	0	0	23	
12	Gujarat	12.82	36.6	55.3	1.8	51.5	1.8	50.3	0.7	53.5	41.5	53.0	46.9	2.2	5343	172	15	142	3420	
13	Haryana	5.55	65.0	55.0	0.3	46.8	0.7	45.6	1.0	53.8	45.7	48.8	47.4	2.6	4953	0	0	4	108	
14	Himachal Pradesh	1.11	88.6	55.0	51.7	0.1	52.1	0.0	52.1	57.6	51.3	57.5	52.0	-0.9	232	0	0	0	28	
15	Jammu & Kashmir	2.21	75.3	54.1	1.9	53.5	1.7	49.1	1.7	53.0	39.6	54.2	46.0	8.3	5213	1	1	0	730	
16	Jharkhand	8.22	54.9	51.8	50.0	0.0	48.2	0.0	47.4	46.5	34.0	45.1	36.7	3.7	14383	45	45	38	1093	
17	Karnataka	11.33	73.7	58.2	1.3	56.3	1.2	55.8	1.3	53.7	42.0	53.7	47.8	0.9	12097	5	0	1	1801	
18	Kerala	5.03	34.0	43.5	0.2	48.0	0.1	45.0	0.1	45.9	1.2	45.2	45.9	6.2	183	1	55	0	383	
19	Lakshadweep	0.01	70.1	36.1	51.5	0.0	53.1	0.0	53.9	65.3	33.7	51.7	44.1	-3.1	27	47	0	0	0	
20	Madhya Pradesh	19.24	83.5	41.0	42.8	0.0	41.7	0.0	41.5	44.4	25.7	42.6	36.3	2.7	13129	11	0	13	1505	
21	Maharashtra	19.04	36.9	57.6	60.1	0.1	57.0	0.1	56.6	57.7	44.1	58.0	53.9	5.2	5684	23	2	0	1568	
22	Manipur	0.43	27.3	67.4	67.4	0.0	63.6	0.0	59.8	59.4	34.7	56.2	51.9	5.6	1474	0	0	0	81	
23	Meghalaya	0.70	58.1	71.3	70.7	0.0	64.2	0.0	61.7	60.6	41.5	57.8	49.9	9.2	7579	0	6	0	378	
24	Mizoram	0.18	35.1	77.2	67.0	0.0	66.6	0.0	68.2	62.3	56.5	61.0	60.8	0.7	182	3	0	0	135	
25	Nagaland	0.31	68.4	52.4	47.4	0.0	41.5	0.0	40.3	40.9	28.2	38.0	32.4	12.5	570	0	5	0	106	
26	Odisha	8.14	73.9	51.2	49.4	0.0	49.9	0.0	50.0	48.7	42.9	48.5	43.5	-1.1	922	0	0	0	514	
27	Puducherry	0.23	91.6	103.8	9.3	41.2	5.9	35.3	6.0	41.2	34.2	40.6	35.3	14.2	137	0	0	0	91	
28	Punjab	4.45	66.6	60.1	54.5	0.0	55.1	0.0	55.1	60.7	53.2	60.0	53.8	-1.2	2184	1	0	0	8	
29	Rajasthan	17.79	66.2	47.7	45.9	0.1	44.4	0.0	43.9	45.9	11.7	44.8	33.1	3.3	14228	59	105	2	402	
30	Sikkim	0.11	89.2	42.8	38.4	2.7	38.4	1.9	38.4	45.7	40.2	45.2	41.5	0.0	45	0	9	0	20	
31	Tamil Nadu	11.32	88.6	51.0	-	51.4	-	50.7	-	51.9	48.7	49.5	50.2	1.4	9729				53	
32	Telegana	6.09	81.7	59.5	56.7	0.0	57.3	0.0	57.0	59.5	19.0	70.9	50.8	-1.1	4558	180	51	17	900	
33	Tripura	0.52	43.6	57.8	61.7	0.1	59.9	0.0	57.7	60.3	36.8	53.6	50.2	2.8	629	0	0	0	491	
34	Uttar Pradesh	54.99	53.9	48.7	49.0	0.0	46.5	0.0	45.3	48.5	23.2	48.9	36.9	5.0	57173	4268	441	131	16790	
35	Uttarakhand	1.89	71.4	56.1	54.7	0.0	54.4	0.0	53.8	56.3	45.5	53.6	48.6	0.6	6150	2	5	3	342	
36	West Bengal	14.67	64.7	60.1	55.2	0.0	55.9	0.0	55.0	59.2	50.0	56.9	51.1	-1.2	7141	1	0	0	10008	

-Pentavalent states

NR - Data not reported

* MMR coverage is taken for the states (Delhi, Goa, Sikkim and Puducherry) giving MMR in Immunization Schedule and for the rest of the states MCV 2 Coverage has been taken

**Percentage of children aged between 9 and 11 months who have been fully immunised (BCG+DPT123+OPV123+Measles)

Negative figure indicate that there is no drop-out but increase from DPT1/Penta1 to DPT3/Penta3

HMIS Data as on - 24-11-2014



Prepared by ITSU-MoHFW

GRAPHS AND CHARTS

NATIONAL DATA

HMIS 2014 -15 (Data October 2014)

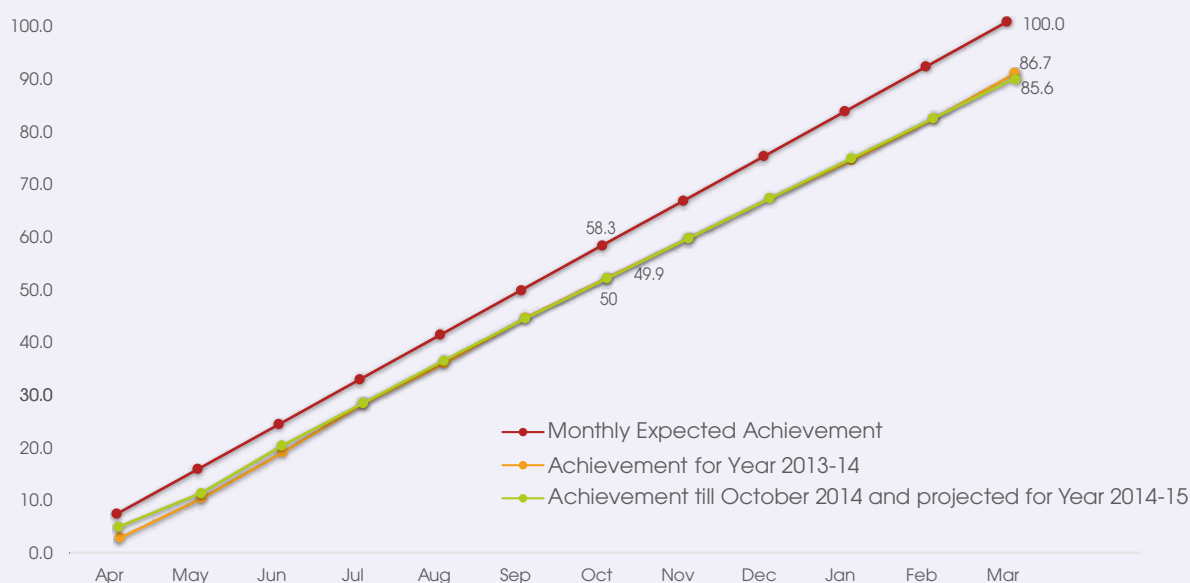
TIMELINESS OF HMIS DATA

(District Reporting HMIS Data on Schedule), Year 2014-15

States/UTs	No of Districts	No of Districts Reported on Schedule							Name of Districts not Reported on Schedule in October 2014
		Apr	May	June	July	Aug	Sep	Oct	
India	663	621	571	631	603	619	625	631	
A & N Islands	3	3	3	3	2	0	2	2	South Andaman
Andhra Pradesh	23	23	23	23	22	23	23		
Andhra Pradesh	13							0	All Districts
Telangana	10							10	
Arunachal Pradesh	16	14	15	14	15	15	15	15	Tawang
Bihar	38	25	21	30	31	31	34	35	Araria, Sheikhpur and Sheohar
Gujarat	33	33	33	33	27	26	26	26	Aravalli, Botad, Chhotaudepur, Devbhumi Dwarka, Gir Somnath, Mahi Sagar and Morbi
Haryana	21	21	6	14	16	17	16	20	Panchkula
Himachal Pradesh	12	12	0	10	9	7	3	10	Bilaspur and Mandi
Kerala	14	14	3	5	0	1	11	2	All districts except Kasargod and Wayanad
Maharashtra	34	34	33	34	34	33	33	34	
Manipur	9	9	9	8	9	9	9	9	
Meghalaya	11	6	9	11	11	11	11	11	
Mizoram	9	9	8	9	6	9	9	9	
Nagaland	11	11	10	10	11	10	11	11	
Odisha	30	29	21	30	9	27	29	30	
Puducherry	4	4	3	4	4	3	4	4	
Punjab	22	20	19	20	20	22	22	22	
Rajasthan	33	20	22	32	33	31	32	32	Pratapgarh
Tamil Nadu	32	25	23	30	26	26	28	31	Thiruvavur
West Bengal	19	18	18	19	19	19	19	19	

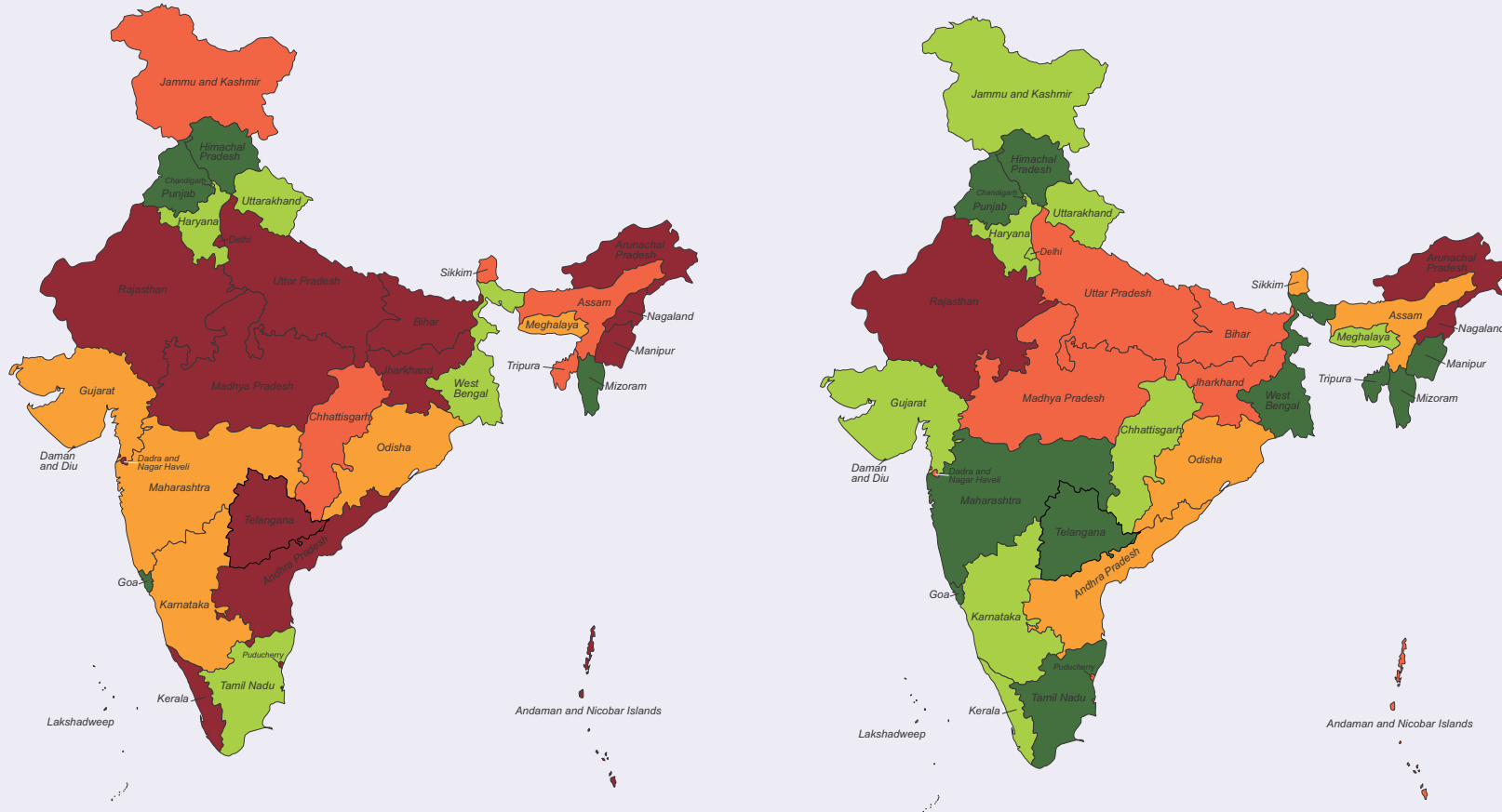
PROJECTED FULL IMMUNIZATION COVERAGE

(in Percentage) for Year 2014-15



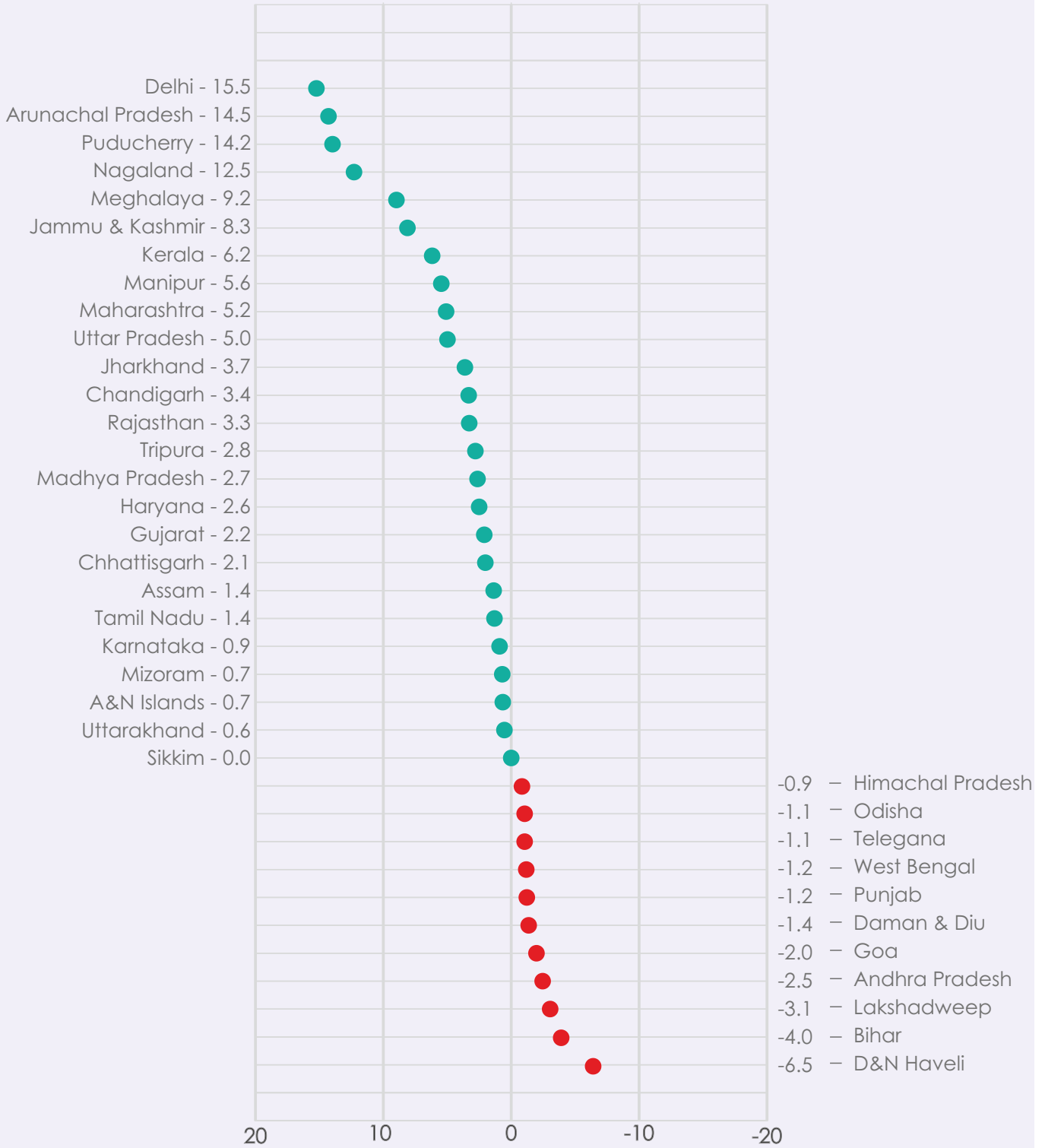
COVERAGE OF MCV2 & DPT BOOSTER

(expected 58.3%) Till October 2014, Year 2014-15



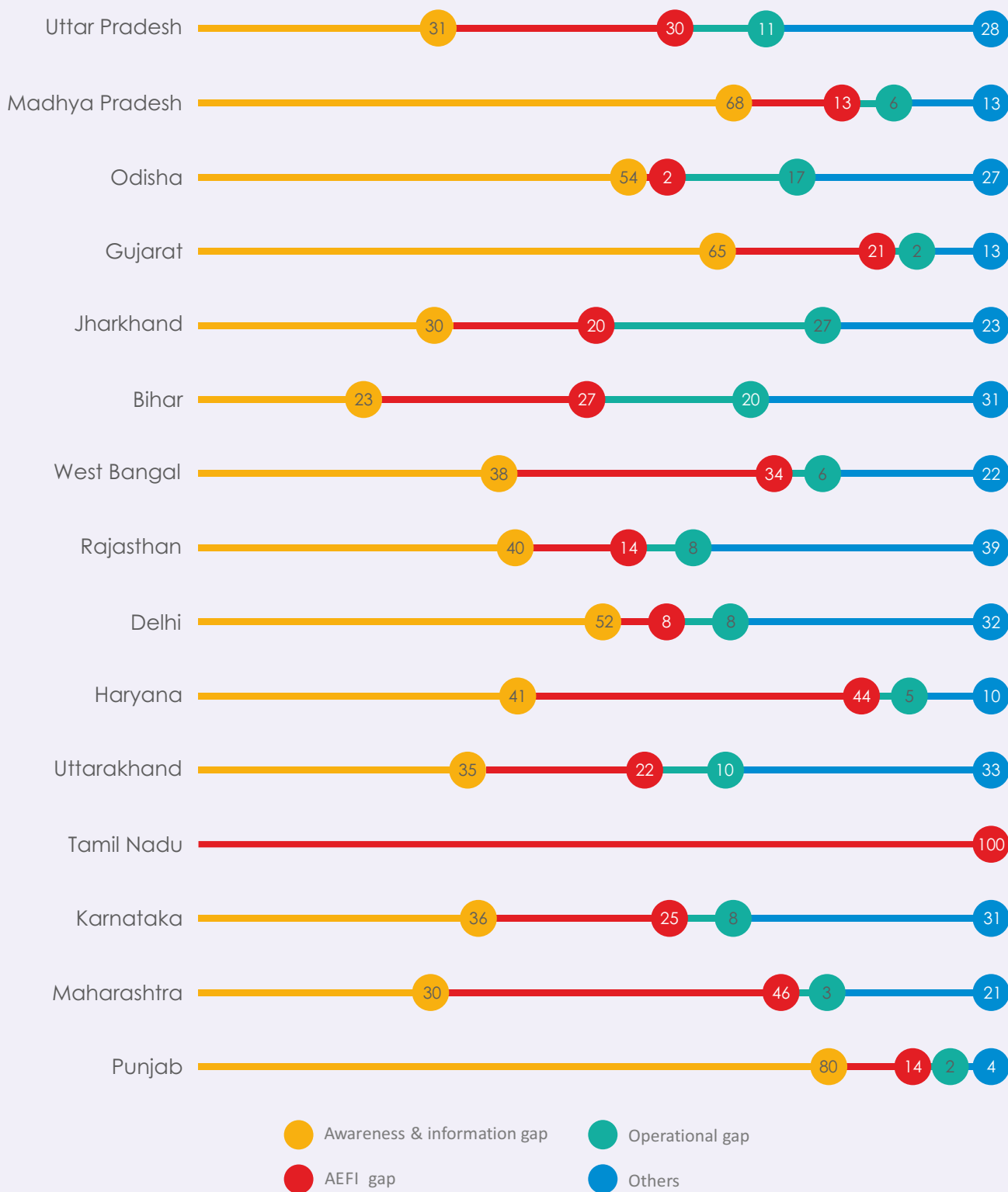
DPT1/PENTA1 TO DPT3/PENTA3 DROP-OUT

Till October 2014, Year 2014-15



REASON FOR CHILDREN NOT BEING FULLY IMMUNIZED

Till October 2014, Year 2014-15



Source: HTH monitoring - WHO-NPSP



DATA - SELECTED STATES

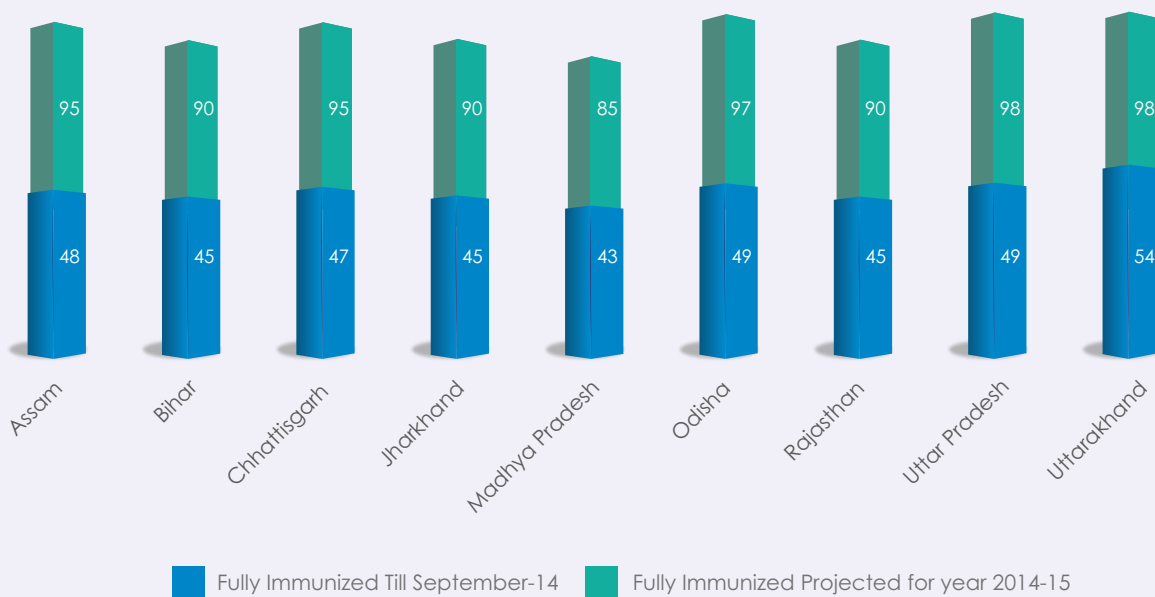
Till October 2014, Year 2014-15 (58.3% annualised)

ANTIGEN WISE COVERAGE

October 2014 Cumulative (58.3% Annualized)										
States	Hep B-0 (Against Ins. Delivery)	BCG	DPT1	DPT3	HepB-3	MCV 1	MCV 2	JE-1st Dose	JE-2nd Dose	DPT Booster
Assam	36	50	50	50	47	48	38	37	32	42
Bihar	87	48	46	47	47	46	31	50	45	36
Chhattisgarh	71	48	48	47	47	48	39	NA	NA	44
Jharkhand	55	52	50	48	47	46	34	6	3	37
Madhya Pradesh	83	41	43	42	41	44	26	NA	NA	36
Odisha	74	51	49	50	50	49	43	NA	NA	44
Rajasthan	66	48	46	44	44	46	12	NA	NA	33
Uttar Pradesh	54	49	49	47	45	49	23	30	38	37
Uttarakhand	71	56	55	54	54	56	45	57	47	49

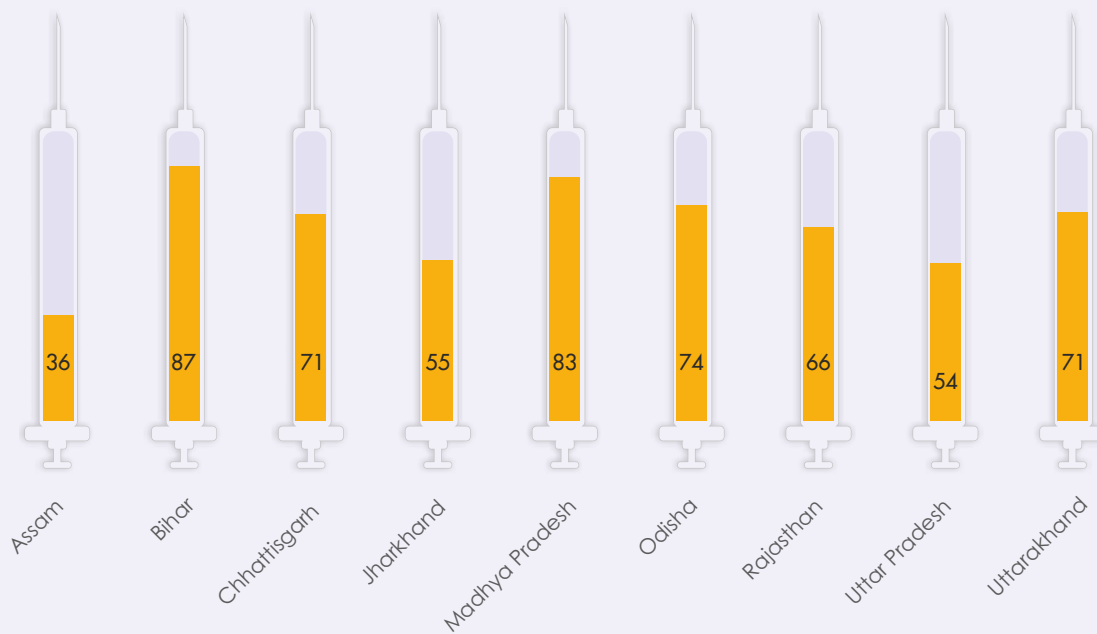
FULL IMMUNIZATION COVERAGE

Till October 2014 -Year 2014-15 (58.3% annualised)



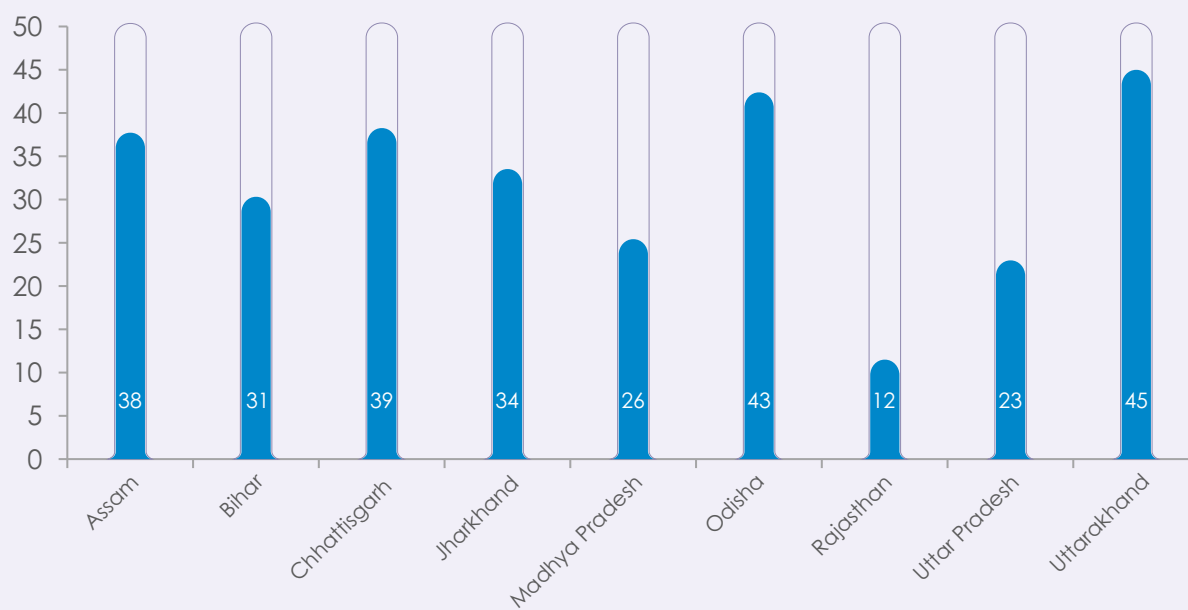
HEPATITIS B BIRTH DOSE COVERAGE

(Against Ins. Delivery) Till October 2014, Year 2014-15



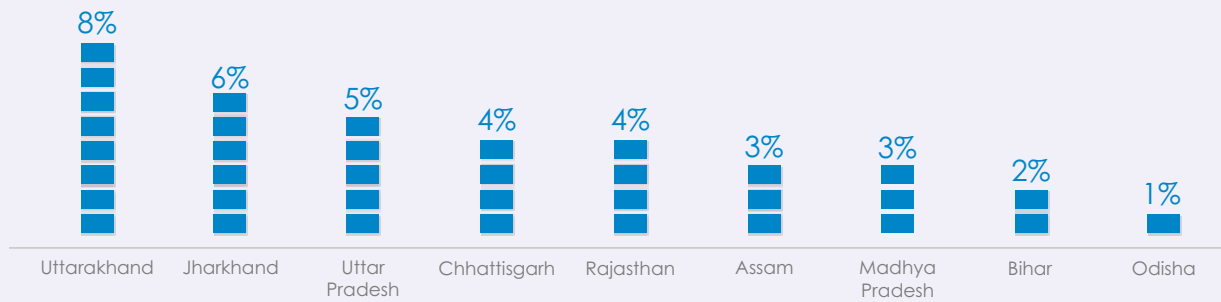
MCV2 COVERAGE

Till October 2014, Year 2014-15 (58.3% annualised)



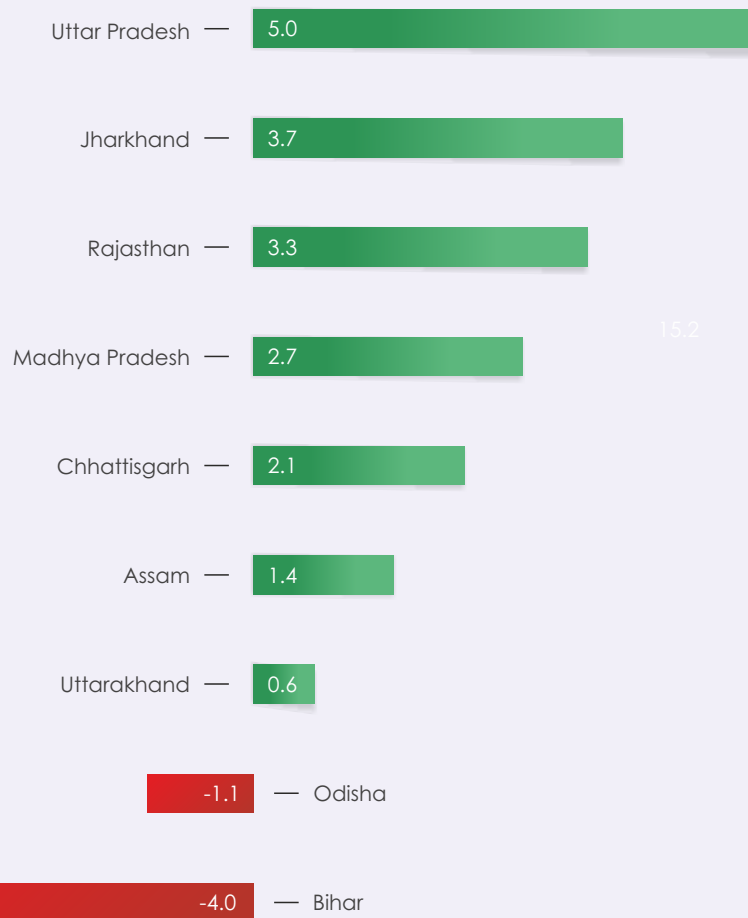
% OF SESSION NOT HELD AGAINST PLANNED

Till October 2014, Year 2014-15



DPT1/PENTA1 TO DPT3/PENTA3 DROP-OUT

Till October 2014, Year 2014-15



ROUTINE IMMUNIZATION TRAININGS

Till October 2014

States	% Health Staff Training			
	Health Worker	Cold chain handler	Medical Officer	Total Health Staff
Assam	96.7	56.4	38.2	76.5
Bihar	24.3	31.4	26.6	25.1
Chattisgarh	5.7	83.2	62.0	17.7
Jharkhand	83.5	94.1	63.8	80.9
Madhya Pradesh	66.8	105.1	47.5	66.4
Odisha	110.0	135.9	54.8	102.4
Rajasthan	30.2	96.6	61.6	39.9
Uttar Pradesh	1.6	49.5	35.7	10.6
Uttarakhand	103.6	170.8	34.5	88.8



STATE SPECIFIC ISSUES

NEED
CLARIFICATION

DATA OCTOBER 2014 (9 STATES)

Assam

- Low coverage of Hep B Birth dose (36.1%) against institutional deliveries.
- Low coverage of Measles second dose (38.2%) and DPT Booster (41.8%), JE 1st (36.6%) and JE 2nd (32.4%) against expected (58.3%).
- State is also reporting the immunization data on MMR (472 doses) till Oct 2014, though MMR is not a part of UIP program in the state.

Bihar

- Total 3 Districts (Araria, Sheikhpura and Seohar) out of 38 districts did not report for the month of Oct-14.
- Low coverage of DPT1 (45.6%), Measles first dose (46.2%), Measles second dose (30.7%), FIC (45.0%), DPT Booster (35.6%) and JE 2nd Dose (44.5%) against expected (58.3%).
- DPT1-DPT3 dropout rate is negative (-4.0%) from Arwal (-16.2%), Bhagalpur (-13.5%), Banka (-13.2%), Jehanabad (-12.4%), Kaimur (-10.9%), Purnia (-10.9%), Aurangabad (-10.5%). Negative drop out means that the reported DPT3 coverage is higher than the DPT 1 coverage.
- State has reported 229 Cases of Diptheria, 233 Cases of Pertusis till Oct-14 which is third highest in the country and 333 cases of Tetanus Neonatarum till Oct-14 which is second highest in the country.
- State is also reporting the immunization data on MMR (18206 doses) till Oct 2014, though MMR is not a part of UIP program in the state.

Chhattisgarh

- Low coverage of Hep B Birth dose (70.8%) against institutional deliveries.
- Low Coverage of Measles second dose (38.7%) and DPT Booster (44.0%) against expected (58.3%).
- State is also reporting the immunization data on MMR (418 doses) and JE 1st (345 Doses), JE 2nd (5 Doses) till Oct 2014, though MMR & JE is not a part of UIP program in the state.

Jharkhand

- Low coverage of Hep B Birth dose (54.9%) against institutional deliveries.
- Low coverage of Measles first dose (46.5%), Measles second dose (34.0%), Full Immunization (45.1%), DPT Booster (36.7%), JE 1st Dose (6.0%) and JE 2nd Dose (3.2%) against expected (58.3%).
- More than 5% Planned RI Session not held till Oct 2014.
- State is also reporting the immunization data on MMR (708 doses) till Oct 2014, though MMR is not a part of UIP program in the state.

Madhya Pradesh

- Low Coverage of BCG (41.0%), DPT1 (42.8%), DPT3 (41.7%), Hep B3 (41.5%), Measles first dose (44.4%), Measles second dose (25.7%), Full Immunization (42.6%) and DPT Booster (36.3%) against expected (58.3%).
- State is also reporting the immunization data on MMR (810 doses) and JE 1st (555 Doses), JE 2nd (4 Doses) till Oct 2014, though MMR & JE is not a part of UIP program in the state.

Odisha

- Low coverage of Hep B Birth dose (73.9%) against institutional deliveries.
- Low Coverage of Measles second dose (42.9%) and DPT Booster (43.5%) against expected (58.3%).
- DPT1-DPT3 dropout rate is negative (-1.1%) mostly from Anugul (-6.8%), Ganjam (-6.4%). Negative drop out means that the reported DPT3 coverage is higher than the DPT 1 coverage.



Rajasthan

- Total 01 district (Pratapgarh) out of 33 districts did not report for the month of Oct-14.
- Low coverage of Hep B birth dose (66.2%) against institutional delivery.
- Low coverage of DPT1 (45.9%), DPT3 (44.4%), Hep B3 (43.9%), Measles first dose (45.9%), Measles Second Dose (11.7%), FIC (44.8%) and DPT Booster (33.1%) against expected coverage (58.3%).
- State has reported 15 Polio Case from Jaipur district.
- State is also reporting the immunization data on MMR (370843 doses) and JE 1st (331 Doses) till Oct-14 2014, though MMR & JE is not a part of UIP program in the state.

Uttar Pradesh

- Low coverage of HepB birth dose (53.9%) against institutional delivery.
- Low coverage of DPT 3 (46.5%), Hep B3 (45.3%), Measles second dose (23.2%), DPT Booster (36.9%), JE 1st Dose (29.5%) and JE 2nd Dose (38.2%) against expected (58.3%).
- State has reported 4268 cases of Diptheria and 16790 cases of Measles and which is highest in the Country and 441 cases of Pertusis which is second highest in the Country and 131 cases of Tetanus Neonatarum which is third highest in the Country.
- State is reporting the immunization data on MMR (71471 doses) till Oct 2014, though MMR is not a part of UIP program in the state.

Uttarakhand

- Low coverage of HepB birth dose (56.1%) against institutional delivery.
- Low coverage of Measles Second Dose (45.5%), JE 2nd (46.5%) against expected (58.3%).
- More than 5% Planned RI Session not held till Oct 2014.
- State has reported 4 Polio Case from Dehradun district.
- State is reporting the immunization data on MMR (62 doses) till Oct 2014, though MMR is not a part of UIP program in the state.

The above analysis is based on HMIS data for the period of April 2014 to October 2014 (HMIS portal as on Nov 24th, 2014).



Immunization Technical Support Unit
Ministry of Health and Family Welfare

For any questions or clarifications please Contact : amit.sharma@phfi.org